




1st Annual Mental Health Matters Walk

Instructions to Register and Join a Fundraising Team

****Note: actual fundraising is optional, but you must be registered as an individual fundraiser in order to join a fundraising team****

Step by Step Registration Instructions:

1. Navigate to [Mental Health Matters Awareness Walk](https://www.givesignup.org/Race/VA/Gloucester/MentalHealthMattersAwarenessWalk) (<https://www.givesignup.org/Race/VA/Gloucester/MentalHealthMattersAwarenessWalk>).
2. Select **Sign Up** to begin the registration process.
3. Enter in all participant information and click **Continue**
4. **First you need to create a Fundraiser.**
5. Select **Become a Fundraiser.**

 Become a Fundraiser

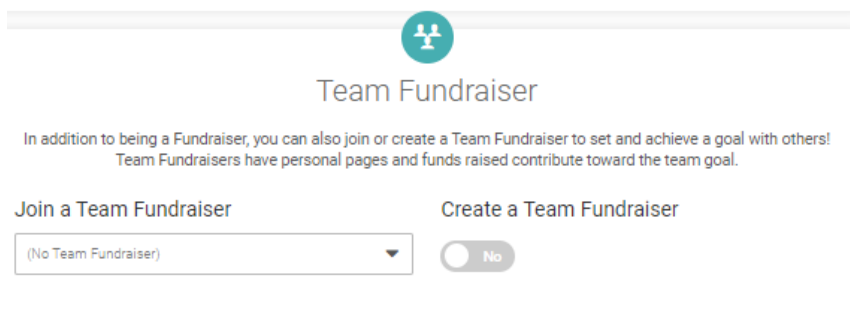
Create a personal page, collect donations, and set your personal Fundraiser goal!

Fundraiser for Mickey Mouse

Your Individual Fundraiser Name *	Your Fundraiser Goal	Page Options
<input type="text" value="Mickey Mouse"/>	<input type="text" value="\$ 250"/>	<input type="checkbox"/> Hide from public lists. Still visible via direct link.
Tagline		
<input type="text"/>		
Create Your Custom Fundraiser URL	Choose your image You can upload .png, .jpeg, .jpg, or .gif files.	
<input type="text" value="https://www.givesignup.org/"/>	<input type="checkbox"/> Save as my profile picture	
<small>If you enter a URL here, this link can be used to send people directly to your fundraiser page.</small>		
Personal Message Heading		
<input type="text" value="Story"/>		
Personal Message to Display on Your Fundraiser Page		
File Edit View Insert Format Tools		
Paragraph <input type="text"/> A B I U ☰ ☷ 🔗 ↶ ↷ 🔄 <>		

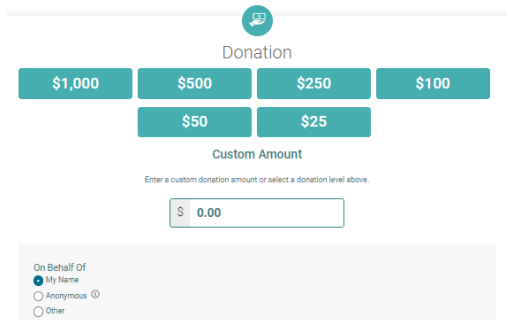
6. Enter in a name for your new Fundraiser
7. Enter in a goal for your new Fundraiser
8. Add a message to describe your Fundraiser
9. Now you have 2 options, Join a Team or Create a Team. If you are joining a team, simply click on “Search Team Fundraisers”.

If you wish to Create a Team, proceed with the following steps.



The screenshot shows a 'Team Fundraiser' section with a green icon of three people. Below the title, it says: 'In addition to being a Fundraiser, you can also join or create a Team Fundraiser to set and achieve a goal with others! Team Fundraisers have personal pages and funds raised contribute toward the team goal.' There are two options: 'Join a Team Fundraiser' with a dropdown menu showing '(No Team Fundraiser)' and 'Create a Team Fundraiser' with a toggle switch set to 'No'.

10. Enter in a name for your Fundraising Team.
11. Enter in a goal for your new Fundraising Team.
12. Add a message to describe your Fundraising Team
13. Now select any donation levels that you would like to donate towards your Fundraiser



The screenshot shows a 'Donation' section with a green icon of a hand holding a coin. It features several donation level buttons: \$1,000, \$500, \$250, \$100, \$50, and \$25. Below these is a 'Custom Amount' section with a text input field containing '\$ 0.00'. At the bottom, there are radio buttons for 'On Behalf Of': 'My Name' (selected), 'Anonymous', and 'Other'.

14. Select who this donation will be on behalf of
15. Click **Continue**
16. Complete your registration

Congratulations you made it!
Thank you for supporting Bacon Street Youth and Family Services!